

CITY OF CROCKETT, TEXAS

ANNUAL BUDGET

FISCAL YEAR 2017

October 1, 2016 thru September 30, 2017

MAYOR

Robert Meadows

MAYOR PRO TEM

Muriel Williams

COUNCILMEMBERS

Jeannie Julian

Ray Bruner

Ernest Jackson

Mike Marsh

CITY ADMINISTRATOR

Sean Hutchison

Approved August 15, 2016

**CITY OF CROCKETT
2016-2017 ANNUAL OPERATING BUDGET**

This coversheet is submitted in compliance with Chapter 102 of the Local Government Code:

This budget will not raise revenue over prior year's revenue amount.

Record Vote on Adoption of the Budget

The City of Crockett Council approved the 2016-2017 Budget on August 15, 2016 through a record vote of the Crockett City Council.

Mayor Robert Meadows	Yeah
Jeannie Julian, Pct. 1	Yeah
Ray Bruner, Pct. 2	Yeah
Ernest Jackson, Pct. 3	Yeah
Mayor Pro Tem Muriel Williams, Pct. 4	Yeah
Mike Marsh, Pct. 5	Yeah

Property Taxes

Previous Year Rate	\$0.568834
2016-2017 Rate	\$0.533823
Effective Tax Rate	\$0.535637
Effective Maintenance and Operations Rate	\$0.392974
Rollback Rate	\$0.417445
Debt Rate (Interest and Sinking)	\$0.140849

Total Municipal Debt Obligations

As of September 30, 2016, the City of Crockett has an outstanding principal balance of \$2,215,000.

FY 2017 BUDGET - TABLE OF CONTENTS

BUDGET FORMAT	1
CITY OF CROCKETT INVESTMENT POLICY, AUGUST 21, 2000	2 - 8
REVENUES	9 -14
GENERAL ADMINISTRATION	10 - 11
WATER & SEWER	12
SPECIAL REVENUES	13
DEBT SERVICE	14
GENERAL FUND EXPENDITURES	15 - 36
GENERAL ADMINISTRATION	16 - 17
STREET.	18 - 19
PARKS	20 - 21
POLICE DEPT	22 -23
FIRE DEPT	24 - 25
SOLID WASTE	26 - 27
CROCKETT ECONOMIC & INDUSTRIAL DEVELOPMENT CORP..	28
LIBRARY	29 - 30
MECHANIC SHOP	31 - 32
CIVIC CENTER & AGRICULTURAL ARENA	33 - 34
FIRE MARSHALL/EMERGENCY MANAGEMENT	35 - 36
WATER & SEWER EXPENDITURES	37 - 41
W&S PERSONNEL	38
W&S EXPENDITURES	39 - 41
SPECIAL REVENUE EXPENDITURES	42 - 43
INTEREST & SINKING FUND	44 - 45
APPENDIX	46 - 51
FY 2017 EXPENDITURES BY BUDGET CATEGORY	47
FY 2017 BUDGETED REVENUES & EXPENDITURES BY DEPARTMENT.	48
FY 2017 LEASE PURCHASES	49
FY 2017 CITY TAX HISTORY	50
FY 2017 DEBT SERVICE	51
FY 2017 BUDGET APPROPRIATION	52
AD VALORUM TAX ORDINANCE	53

BUDGET FORMAT

The annual budget is an outline of projected income and spending for the ensuing year. It reflects the City's commitment to various services and areas of growth, within the limits of resources available. The purpose of this guide is to aid in familiarizing you with the budget format and contents, in hopes of making the information more understandable.

The budget is presented in 4 basic sections. The first section of the budget is a list of the City's FINANCIAL POLICIES. These policies provide measures and guidelines to help stabilize Council decisions relating to financial matters. They are meant to guide the City toward more business-like practices with regard to the operating budget, revenues, reserves, investments, and general financial accounting and reporting.

The second section of the budget is REVENUES. The City of Crockett budget includes projected revenues for each of four funds: General, Water/Sewer, Special Revenue, and Debt Service. The General, Water/Sewer, Special Revenue, and Debt Service. The projected revenues are listed in line-item form representing the various city revenue sources.

The third section is EXPENDITURES. The 10 departments of the General Fund (General Administration, Street, Parks, Police, Fire, Solid Waste, Crockett Economic and Industrial Development, Library, Mechanic Shop, Civic Center/Ag Arena, and Fire Marshall/Emergency Management are listed first, each immediately preceded by a Personnel Schedule listing the employees within the department. General Fund departments are followed by the Water/Sewer Departments, also preceded by the Personnel Schedule. Budgeted expenditures for the Special Revenue Fund and the Interest & Sinking Fund (yearly long-term loan repayment) completes the Expenditure section of the budget. All department expenditure budgets are in line-item form and divided into 4 expenditure categories: Personnel Services, Materials and Supplies, Contract Services and Maintenance, and Capital Outlay. A subtotal is given for each category, and a department expenditure total follows at the end of each department's budget.

The fourth and final section of the budget is the APPENDIX, which includes several comparison reports and historical tax information. Also contained in the Appendix are copies of the Budget Ordinance and the Tax Rate Ordinance. For more detailed information on capital expenditures for the ensuing year, a decision package from the budget work sessions is also included.

At first glance, the City of Crockett Annual Budget might look technical and difficult to interpret. We sincerely hope, however, that this budget guide will help to simplify the layout of the budget and make the budget information more easily understood.

CITY OF CROCKETT

INVESTMENT POLICY

Adopted: August 21, 2000

- 1) The City will invest unrestricted funds in conformance with State and Federal Regulations, applicable Bond Resolution requirements and the adopted Investment Policy. Restricted funds shall be invested according to their documentation.
- 2) Aggressive cash management and effective investment strategy development will be pursued to take advantage of interest earnings as a viable and material revenue to all City funds.
- 3) This Investment Policy is authorized by the City Council of Crockett in accordance with Chapter 2256, Texas Government Code, the Public Funds Investment Act (the "Act").
- 4) This Policy shall be reviewed annually by the City Council.
- 5) The primary objective of all investment activity is the preservation of capital and the safety of principal in the overall portfolio.
- 6) The investment portfolio will remain sufficiently liquid to meet the cash flow requirements that might be reasonably anticipated.
- 7) Authorized Investments

A. Obligations of, or Guaranteed by Government Entities.

- (1) Obligations of the United States or its agencies and instrumentalities;
- (2) Direct obligations of this state or its agencies and instrumentalities;
- (3) Collateralized Mortgage Obligations (CMOs) directly issued by a federal agency or instrumentality of the United States, the underlying security for which is guaranteed by an agency or instrumentality of the United States;
- (4) Other obligations, the principal and interest of which are unconditionally guaranteed or insured by, or backed by thru full faith and credit of, this state or the United States or their respective agencies and instrumentalities;

7) Authorized Investments (Cont)

(5) Obligations of states, agencies, counties, cities, and other political subdivisions of any state rated as to investment quality by a nationally recognized investment rating firm not less than A or its equivalent.

(6) Not Authorized investments under this section are:

1. Obligations whose payment represents the coupon payments on the outstanding principal balance of the underlying mortgage backed security collateral and pays no principal;
2. Obligations whose payment represents the principal stream of cash flow from the underlying mortgage backed security collateral and bears no interest;
3. CMOs that have a stated final maturity date of greater than 10 years; and
4. CMOs the interest rate of which is determined by an index that adjusts opposite to the changes in a market index.

B. Fully collaterally repurchase agreements structured in compliance with the Act.

C. Collaterally deposits issued by State and National Banks and Savings and Loan Associations domiciled in Texas that are secured in compliance with the Act and this Policy.

D. Money market mutual funds as defined by and in compliance with the Act.

E. Eligible Investment Pools as defined by and in compliance with the Act.

8) Bond proceeds may be invested in a single security or investment if the Investment Officers determine that such an investment is necessary to comply with Federal arbitrage restrictions or to facilitate arbitrage record keeping and calculation.

9) The City requires all bank and savings and loan association deposits to be federally insured or collateralized with eligible securities. Financial institutions serving as City Depositories will be required to sign a Depository Agreement with the City and the City's safekeeping agent. The safekeeping portion of the Agreement shall define the City's rights to the collateral in case of default, bankruptcy, or closing and shall establish a perfected security interest in compliance with Federal and State regulation, including:

* The Agreement must be in writing;

* The Agreement has to be executed by the Depository and the City contemporaneously with the acquisition of the asset;

- * The Agreement must be approved by the Board of Directors or the loan committee of the Depository and a copy of the meeting minutes must be delivered to the City; and
 - * The Agreement must be part of the Depository's "official record" continuously since its execution.
- 10) Eligible securities for collateralization of deposits by the Public Fund Collateral Act.
 - 11) Securities underlying repurchase agreements are limited to U.S. Treasury Agency Instrumentality obligations, which are eligible for wire transfer (i.e., book entry). The security's market value must be maintained at the minimum level of 102% of the repurchase agreements principal value.
 - 12) The City shall require monthly reports with market values of pledged securities from all financial institutions with which the City has collateralized deposits or repurchase agreements. More frequent monitoring may be necessary during periods of market volatility.
 - 13) Investment Providers eligible to transact investment business with the City shall require the registered principal of the business organization seeking to transact investment business to execute a written instrument substantially to the effect that the registered principal has:
 - A. Received and thoroughly reviewed this Investment Policy, and
 - B. Acknowledged that the organization has implemented reasonable procedures and controls in a effort to preclude imprudent investment activities with the City.The City shall not enter into an investment transaction with an Investment Provider prior to receiving the written instrument described above.
 - 14) The City Administrator and City Treasurer are the "Investment Officers" of the City. As Investment Officers they are authorized to deposit, withdraw, invest, transfer, execute documents, and otherwise manage City funds according to the rules governing the investment of City funds provided in this Policy.
 - 15) All persons designated as Investment Officers, shall attend at least one training session, within twelve months of assuming these duties, that addresses investment controls, security risks, strategy risks, market risks, and compliance with Act.
 - 16) Investment Officers acting in good faith and in accordance with these policies and procedures shall be relieved of personal liability. An Investment Officer shall be judged on the prudence of the overall portfolio, not any single investment transaction, over which the Investment Officer had individual control.

- 17) The standard of care used by the City shall be the "prudent investor rule" as defined by the Act and shall be applied in the context of managing the overall portfolio within the applicable legal constraints
- 18) All Investment Officers shall file with the Texas Ethics Commission and the City Council a statement disclosing any personal business relationship with an entity seeking to sell investments to the City or any relationship within the second degree by affinity or consanguinity to an individual seeking to sell investments to the City.
- 19) The City Administrator will oversee the Investment Officers in the maintenance of a system of internal controls over the investment activities of the City.
- 20) The Investment Officers will provide a quarterly comprehensive report signed by all Investment Officers to the City Council. This investment report shall:
 - A. Describe in detail the investment position of the City,
 - B. State the reporting period beginning book and market value, additions or changes to the book and market value during the period and ending book and market value for the period of each pooled fund group,
 - C. State the reporting period beginning book and market value and ending book and market value for each investment security by asset type and fund type,
 - D. State the maturity date of each investment security,
 - E. State the type of fund for which each investment security was purchased, and
 - E. State the compliance of the investment portfolio with the City's Investment Policy and strategy and the Public Fund Investment Act.
- 21) The City, in conjunction with its annual financial audit, shall perform a compliance audit of management controls on investments and adherence to the City's Investment Policy and strategies.
- 22) Investment Strategy
 - A. Operating Funds

City accounts established to provide for the ongoing operation of the City and its enterprises shall be included within the definition of Operating Funds.

Suitability - Any investment eligible in the Investment Policy is suitable for the Operating Funds.

Safety of Principal - All investment will be of high quality securities with no perceived default risk. Market price fluctuations will however occur, by managing the weighted average days to maturity for the Operating Fund portfolio to less than 270 days and restricting the maximum allowable maturity to two years, the price volatility of the overall portfolio will be minimized.

Marketability - Securities with active and efficient secondary markets are necessary in the event of an unanticipated cash requirement. Historical market "spreads" between the bid and offer prices of a particular security-type of less than a quarter of a percentage point shall define an efficient secondary market.

Liquidity - The Operating Fund requires the greatest short term liquidity of any of the fund types. Short-term investment pools, money market mutual funds or bank deposits shall enable daily access to necessary funds to conduct the City's business.

Diversification - Investment maturities shall be staggered throughout the budget cycle to provide cash flow based on the anticipated operating needs of the City. Market Cycle Risk will be reduced by appropriately diversifying the maturity structure out through two years.

Yield - Attaining a competitive market yield for comparable security - types and portfolio restrictions is the desired objective. The yield of an equally weighted, rolling three-month treasury bill portfolio shall be the minimum yield objective.

B. Capital Improvement Funds

City accounts established to provide for capital improvements within the City and its enterprises shall be included within the definition of Capital Improvement Funds.

Suitability - Any investment eligible in the Investment Policy is suitable for Capital Improvement Funds.

Safety of Principal - All investments will be of high quality securities with no perceived default risk. Market price fluctuations will however occur, by managing the Capital Improvement Fund's portfolio to not exceed the anticipated expenditure schedule the market risk of the overall portfolio will be minimized.

Marketability - Securities with active and efficient secondary markets are necessary in the event of an unanticipated cash requirement. Historical market "spreads" between the bid and offer prices of a particular security-type of less than a quarter of a percentage point shall define an efficient secondary market.

Liquidity - City funds used for capital improvement programs have reasonably predictable draw down schedules. Therefore investment maturities shall generally follow the anticipated cash flow requirements. At no time shall the anticipated expenditure schedule be exceeded in an attempt to bolster yield with any City funds.

Diversification - Market conditions and the arbitrage regulations influence the attractiveness of staggering the maturity of fixed rate investments for bond proceeds and other construction and capital improvement funds.

Yield - Achieving a positive spread to the applicable arbitrage yield is the desired objective for bond proceeds. Non-bond proceeds, construction, and capital project funds will target a rolling portfolio of six-month treasury bills.

C. Debt Service Funds

City accounts established to provide for the payment of outstanding debt of the City and its enterprises shall be included within the definition of Debt Service Funds.

Suitability - Any investment eligible in the Investment Policy is suitable for the Debt Service Fund.

Safety of Principal - All investments will be of high quality securities with no perceived default risk. Market price fluctuations will however occur, by managing the Debt Service Fund's portfolio to not exceed the debt service payment schedule the market risk of the overall portfolio will be minimized.

Marketability - Securities with active and efficient secondary markets are not necessary as the event of an unanticipated cash requirement is not probable.

Liquidity - Debt service funds have predictable payment schedules. Therefore investment maturities shall not exceed the anticipated cash flow requirements.

Diversification - Market conditions influence the attractiveness of fully extending maturity to the next "un-funded" payment date.

Yield - Attaining a competitive market yield for comparable security-types and portfolio restrictions is the desired objective. The yield of an equally weighted, rolling three-month treasury bill portfolio shall be the minimum yield objective.

D. Debt Service Reserve Funds

City accounts established to protect the ability of the City and its enterprises to make regularly scheduled debt service payments shall be included within the definition of Debt Service Reserve Funds.

Suitability - Any investment eligible in the Investment Policy is suitable for the Debt Service Reserve Fund. Bond resolution constraints and insurance company restrictions create issue-specific considerations in addition to the Investment Policy.

Safety of Principal - All investments will be of high quality securities with no perceived default risk. Market price fluctuations will occur. However, by managing the Debt Service Reserve Fund's portfolio maturities to not exceed the call provisions of the bond issue will reduce the investment's market risk if the City's bonds are called and the reserve fund liquidated. No investment maturity shall exceed the final maturity of the bond issue. Annual mark-to-market requirements or specific maturity and average life limitations within the bond issues' documentation will influence the attractiveness of market risk and reduce the opportunity for maturity extension.

Marketability - Securities with active and efficient secondary markets are necessary in the event of an unanticipated cash requirement. Historical market "spreads" between the bid and offer prices of a particular security-type of less than a quarter of a percentage point shall define an efficient secondary market.

Liquidity - Debt Service Reserve Funds have no anticipated expenditures.

Diversification - Market conditions and the arbitrage regulations influence the attractiveness of staggering the maturity of fixed rate investments for Debt Service Reserve Funds. At no time shall the final debt service payment date of the bond issue be exceeded in an attempt to bolster yield.

Yield - Achieving a positive spread to the applicable arbitrage yield is the desired objective.

REVENUES:

GENERAL FUND

WATER & SEWER FUND

SPECIAL REVENUES

DEBT SERVICE

REVENUES ADOPTED BUDGET REPORT 2017

GENERAL ADMINISTRATION

G/L NUMBER AND DESCRIPTION	BUDGETED 2016	ACTUAL 2016	ADOPTED 2017
ADVALOREM TAXES			
0130500 TAXES - CURRENT	1,010,005.00-	973,863.41	1,129,085.00-
0130600 TAXES - DELINQUENT	41,361.00-	28,611.92	41,361.00-
0130700 TAXES - DELINQUENT PRIOR	.00	.00	.00
0130800 TAXES - INTEREST & PENALTIES	33,933.00-	28,576.53	33,933.00-
TOTAL CLASS	1,085,299.00-	1,031,051.86	1,204,379.00-
OTHER TAXES			
0131100 HOUSING AUTHORITY	1,921.00-	16,770.15	4,578.00-
0131200 CITY SALES TAX	1,035,000.00-	1,307,123.54	1,035,000.00-
0131300 MIXED BEVERAGE TAX	6,000.00-	8,450.48	6,000.00-
0132500 POWER & LIGHT FRANCHISE	287,858.00-	281,305.26	290,097.00-
0133200 GAS FRANCHISE	65,000.00-	56,267.01	57,143.00-
0133300 TELEPHONE FRANCHISE	113,721.00-	101,620.89	111,640.00-
0133400 CABLE TELEVISION FRANCHISE	21,748.00-	35,764.63	37,000.00-
TOTAL CLASS	1,531,248.00-	1,807,301.96	1,541,458.00-
0131500 DONATIONS/POOL	.00	5,076.50	.00
0131700 SWIMMING POOL	.00	10,241.52	8,963.00-
0131900 REFUSE FRANCHISE	85,000.00-	88,004.12	89,924.00-
0132000 GARBAGE COLLECTIONS	1,119,589.00-	1,199,248.00	1,164,372.00-
0132600 COLLECTIONS-USE OF FIRE EQUIP	30,000.00-	14,920.00	20,000.00-
0132804 FIRE INSPECTION FEES	.00	.00	12,500.00-
0131800 HOTEL-MOTEL TAX - CURRENT	152,785.00-	107,101.07	152,785.00-
0132900 RECYCLE SALES	120,126.00-	10,865.05	.00
TOTAL CLASS	1,507,500.00-	1,435,456.26	1,448,544.00-
0130401 LEASE PMT-SERENITY PLACE	.00	.00	62,500.00-
0130402 HOUSTON COUNTY - EM	4,890.00-	10,593.84	4,890.00-
0130403 HOUSTON COUNTY/FIRE PROTECT	50,000.00-	50,000.00	50,000.00-
TOTAL CLASS	54,890.00-	60,593.84	117,390.00-
FINES & FORFEITURES			
0132200 MUNICIPAL COURT	120,000.00-	94,566.59	113,629.00-
0132850 M/COURT TECHNOLOGY FUND	2,205.00-	1,412.00	1,787.00-
0133100 M/COURT SECURITY FUND	3,135.00-	1,059.00	1,572.00-
0132300 PARKING FINES	500.00-	95.00	373.00-
0132402 ALARM REGISTRATION	500.00-	100.00	345.00-
TOTAL CLASS	126,340.00-	97,232.59	117,706.00-

REVENUES ADOPTED BUDGET REPORT 2017

GENERAL ADMINISTRATION

G/L NUMBER AND DESCRIPTION	BUDGETED 2016	ACTUAL 2016	ADOPTED 2017
MISC., LICENSES, PERMITS & FEES			
0130300 CASH OVER/SHORT	.00	8.92-	.00
0132810 INSURANCE PROCEEDS	.00	3,099.96	.00
0133000 MISC. LICENSES, PERMITS & FEES	50,616.00-	25,336.85	42,000.00-
0133158 CROCKETT E. & I. D. B.	153,701.00-	130,135.65	133,929.00-
0134901 C/C - BLDG RENTAL FEES	20,000.00-	10,929.02	17,703.00-
0134900 GENERAL FUND ADMIN FEE	289,583.00-	200,000.00	282,281.00-
TOTAL CLASS	513,900.00-	369,492.56	475,913.00-
USE OF MONEY & PROPERTY			
0131400 INTEREST EARNED	450.00-	1,644.46	450.00-
0131600 SALE OF ASSETS	5,000.00-	340,927.45	5,000.00-
0132400 POLICE/CITY FORFEITURE FUNDS	.00	8,009.13	.00
TOTAL CLASS	5,450.00-	350,581.04	5,450.00-
TOTAL GENERAL ADMINISTRATION	4,824,627.00-	5,151,710.11	4,910,840.00-

REVENUES ADOPTED BUDGET REPORT 2017

WATER AND SEWER

G/L NUMBER AND DESCRIPTION	BUDGETED 2016	ACTUAL 2016	ADOPTED 2017
CURRENT SERVICES			
0231000 UTILITY FEES - SEWER	1,091,756.00-	1,077,709.62	1,124,508.00-
0230400 UTILITY FEES - WATER	1,584,196.00-	1,790,885.66	1,631,721.00-
0230500 INSPECTIONS, PERMITS & TAPS	7,000.00-	8,992.98	8,630.00-
0231100 SERVICE CHARGES & RECONN	15,000.00-	12,957.39	15,000.00-
TOTAL CLASS	2,697,952.00-	2,890,545.65	2,779,859.00-
MISCELLANEOUS RECEIPTS			
0230200 PENALTIES	76,000.00-	82,316.25	76,000.00-
0231200 SUNDRY	21,640.00-	48,476.77	21,640.00-
0230300 CASH OVER/SHORT	.00	119.30-	.00
TOTAL CLASS	97,640.00-	130,673.72	97,640.00-
INTEREST INCOME			
0231500 INTEREST - CUSTOMER DEPOSITS	200.00-	122.22	146.00-
0231700 INTEREST - W/S ACCT	200.00-	549.13	200.00-
TOTAL CLASS	400.00-	671.35	346.00-
BOND INCOME			
0231800 INTEREST INCOME - BONDS	.00	.00	.00
0231600 INTEREST- NORTH W.W.T.P.	100.00-	199.18	100.00-
0231900 G/F ADMIN FEE CHARGE	289,583.00	200,000.00-	282,281.00
TOTAL CLASS	289,483.00	199,800.82-	282,181.00
TOTAL WATER AND SEWER	2,506,509.00-	2,822,089.90	2,595,664.00-

REVENUES ADOPTED BUDGET REPORT 2017

SPECIAL REVENUES

G/L NUMBER AND DESCRIPTION	BUDGETED 2016	ACTUAL 2016	ADOPTED 2017
0634003 TX FOREST SERVICE GRANT	.00	.00	.00
0634005 LEOS EDUCATION GRANT	.00	.00	.00
0634004 HOMELAND SECURITY GRANT	.00	.00	.00
TOTAL CLASS	.00	.00	.00
0634000 DRS IKE 2.2	.00	4,940.00	.00
0633000 DRS 010033 IKE RELIEF	.00	.00	.00
0634001 PUBLIC LIBRARY GRANTS	.00	.00	.00
0631400 INTEREST INCOME	.00	2.58	.00
0634400 TCDP 2012 CITY MATCH	.00	.00	.00
0634800 HOME PROGRAM CITY MATCH	.00	.00	.00
0634600 MISC PROCEEDS	.00	.00	.00
0634900 TCDP 2012 REVENUE	.00	.00	.00
0634300 TDHCA HOME PROGRAM 2009	.00	.00	.00
0634500 S/W GRANTS	.00	.00	.00
0634502 TX PARKS & WILDLIFE GRANT	.00	.00	.00
0634503 PARKS & WILDLIFE CITY MATCH	.00	.00	.00
0634504 FEMA HAZ MIT GRANT	.00	.00	.00
0634505 FEMA HM CITY MATCH	.00	.00	.00
0634508 DETCOG SUMMER PROGRAM	.00	.00	.00
TOTAL CLASS	.00	4,942.58	.00
0631900 CARRY OVER PRIOR YEAR	.00	.00	.00
TOTAL CLASS	.00	.00	.00
TOTAL SPECIAL REVENUES	.00	4,942.58	.00

REVENUES ADOPTED BUDGET REPORT 2017

DEBT SERVICE

G/L NUMBER AND DESCRIPTION	BUDGETED 2016	ACTUAL 2016	ADOPTED 2017
1130500 TAXES - CURRENT	361,575.00-	366,147.84	242,495.00-
1130600 TAXES - DELINQUENT	15,000.00-	10,424.70	15,000.00-
1130700 TAXES-PRIOR	.00	.00	.00
1130800 TAXES - INTEREST & PENALTIES	12,000.00-	11,436.20	12,000.00-
1131400 INTEREST INCOME	500.00-	7,874.05	500.00-
 TOTAL CLASS	 389,075.00-	 395,882.79	 269,995.00-
1131900 CARRY OVER/TRANSFER HM TAX	32,180.00-	.00	32,180.00-
 TOTAL CLASS	 32,180.00-	 .00	 32,180.00-
TOTAL DEBT SERVICE	421,255.00-	395,882.79	302,175.00-
TOTAL ALL FUND	7,752,391.00-	8,374,625.38	7,808,679.00-

Note: \$ 32,180 Transferred from HM Taxes to fund HM portion of Bond Series 2011 payment.

EXPENDITURES:

GENERAL FUND

PERSONNEL SCHEDULE - GENERAL ADMINISTRATION

CLASSIFICATION TITLE	NUMBER OF POSITIONS
City Administrator	1
City Secretary/Treasurer	1
Finance Clerk	0
Secretary/Receptionist	1
Code Enforcement Officer	1
	—
TOTAL	4

EXPENDITURES ADOPTED BUDGET REPORT 2017

GENERAL ADMINISTRATION

G/L NUMBER AND DESCRIPTION	BUDGETED 2016	ACTUAL 2016	ADOPTED 2017
PERSONNEL SERVICES			
0140251 OVERTIME	.00	.00	.00
0140351 SALARIES	248,720.00	247,592.33	255,356.00
0141851 INSURANCE - HOSP/LIFE	21,702.00	22,546.75	25,306.00
0147151 RETIREMENT	20,589.00	21,430.72	21,600.00
0147451 PAYROLL TAXES - FICA & TEC	20,031.00	17,646.44	20,031.00
TOTAL CLASS	311,042.00	309,216.24	322,293.00
MAT'L AND SUPPLIES			
0140451 MATERIALS & SUPPLIES	5,400.00	6,967.87	5,865.00
0140951 OFFICE SUPPLIES	.00	.00	.00
0141051 POSTAGE	1,200.00	1,237.69	1,128.00
0143151 GASOLINE, GREASE & OIL	1,700.00	1,196.49	1,700.00
TOTAL CLASS	8,300.00	9,402.05	8,693.00
CONTRACT SERVICES, MAINTENANCE			
0141151 MAINT/REPAIR BUILDINGS	18,000.00	10,075.13	15,607.00
0141351 MAINT/REPAIR AUTOS & TRUCKS	750.00	65.97	750.00
0141451 MAINT/REPAIR EQUIPMENT	1,000.00	1,162.40	2,000.00
0141751 INS. FIRE & LIABILITY	1,730.00	3,227.19	1,730.00
0142051 INS. WORKER'S COMP	1,760.00	869.25	1,812.00
0142551 INSURANCE - OFFICIALS	6,390.00	6,278.86	6,390.00
0142651 AUDITING SERVICE	27,500.00	27,250.00	28,500.00
0142751 TAX DISTRICT	52,923.00	55,937.76	52,923.00
0142851 ELECTION EXPENSE	4,000.00	104.00	4,000.00
0142951 ELECTRICITY	6,290.00	6,190.64	6,290.00
0143051 GAS	1,000.00	587.88	1,000.00
0143451 LEGAL/PROFESSIONAL - ATTORNEY	15,000.00	41,135.73	15,000.00
0143551 LEGAL/PROFESSIONAL - TML	1,500.00	1,518.00	1,500.00
0143651 LEGAL/PROFESSIONAL - OTHER	16,000.00	8,410.95	16,000.00
0143951 L/P - CODIFICATION	2,000.00	.00	3,000.00
0144051 DATA PROCESSING	6,400.00	6,764.37	6,400.00
0145051 TELEPHONE	5,500.00	6,313.01	5,500.00
0146051 TRAVEL & TRAINING	5,000.00	2,576.26	5,000.00
0146351 CONTINGENCY	38,754.00	12,648.00	161,763.00
0147551 TAX DISCOUNT	20,081.00	24,754.22	20,081.00
TOTAL CLASS	231,578.00	215,869.62	355,246.00
CAPITAL OUTLAY			
0141251 EQUIPMENT	.00	.00	.00
TOTAL CLASS	.00	.00	.00
TOTAL GENERAL ADMINISTRATION	550,920.00	534,487.91	686,232.00

PERSONNEL SCHEDULE - STREET DEPARTMENT

CLASSIFICATION TITLE	NUMBER OF POSITIONS
Supervisor	1
Truck Driver	1
Laborers	2
Operator	1
Street Custodian	0 (P/T)
	—
TOTAL	5

EXPENDITURES ADOPTED BUDGET REPORT 2017

STREET

G/L NUMBER AND DESCRIPTION	BUDGETED 2016	ACTUAL 2016	ADOPTED 2017
PERSONNEL SERVICES			
0140252 OVERTIME	2,300.00	6,431.45	3,000.00
0140352 SALARIES	119,288.00	126,149.15	123,594.00
0141852 INSURANCE - HOSP/LIFE	34,825.00	32,847.50	40,770.00
0147152 RETIREMENT	10,099.00	11,675.06	10,685.00
0147452 PAYROLL TAXES - FICA & TEC	10,000.00	10,474.08	10,000.00
TOTAL CLASS	176,512.00	187,577.24	188,049.00
MAT'L AND SUPPLIES			
0140452 MATERIALS & SUPPLIES	10,000.00	6,394.59	10,000.00
0140652 TOOLS & EQUIPMENT	700.00	282.50	700.00
0141052 SIGNS	5,000.00	1,166.82	5,000.00
0143152 GASOLINE, GREASE & OIL	22,000.00	10,315.01	22,000.00
0146152 UNIFORMS & ACCESSORIES	1,500.00	1,023.15	1,500.00
TOTAL CLASS	39,200.00	19,182.07	39,200.00
CONTRACT SERVICES, MAINTENANCE			
0141352 MAINT/REPAIR TRUCKS	8,000.00	6,390.55	8,000.00
0141452 MAINT/REPAIR EQUIPMENT	22,000.00	15,227.23	22,000.00
0141552 MAINT/REPAIR STREETS	60,000.00	50,698.59	60,000.00
0142052 INS. WORKER'S COMP	9,028.00	8,317.30	9,298.00
0142252 INS - FIRE - LIAB -VEHICLE	9,135.00	9,549.51	9,135.00
0142952 ELECTRICITY	154,000.00	153,403.45	154,000.00
0143052 GAS	.00	.00	.00
0145052 TELEPHONE	1,850.00	2,342.19	1,850.00
TOTAL CLASS	264,013.00	245,928.82	264,283.00
CAPITAL OUTLAY			
0141252 LEASE PURCHASE	33,382.00	23,386.82	33,382.00
0141652 STREET IMPROVEMENTS	.00	.00	.00
0147652 BUILDINGS & STRUCTURES	.00	.00	.00
0147752 VEHICLES	.00	.00	.00
0147852 EQUIPMENT	.00	.00	.00
TOTAL CLASS	33,382.00	23,386.82	33,382.00
TOTAL STREET	513,107.00	476,074.95	524,914.00

PERSONNEL SCHEDULE - PARKS DEPARTMENT

CLASSIFICATION TITLE	NUMBER OF POSITIONS
Laborer	1
Park Attendant	1
	<hr/>
	2

EXPENDITURES ADOPTED BUDGET REPORT 2017

PARK

G/L NUMBER AND DESCRIPTION	BUDGETED 2016	ACTUAL 2016	ADOPTED 2017
PERSONNEL SERVICES			
0140154 PART-TIME	.00	.00	.00
0140254 OVERTIME	750.00	722.99	750.00
0140354 SALARIES	71,410.00	73,439.02	71,410.00
0141854 INSURANCE - HOSP/LIFE	13,930.00	14,268.04	16,308.00
0147154 RETIREMENT	5,627.00	5,738.58	5,747.00
0147454 PAYROLL TAXES - FICA & TEC	5,870.00	5,842.76	5,870.00
TOTAL CLASS	97,587.00	100,011.39	100,085.00
MAT'L AND SUPPLIES			
0140454 MATERIALS & SUPPLIES - PARK	6,000.00	4,286.95	6,000.00
0140654 TOOLS/EQUIPMENT	.00	542.67	.00
0140754 M/S - POOL	.00	.00	4,000.00
0143154 GASOLINE, GREASE & OIL	6,700.00	4,065.04	6,700.00
0146154 UNIFORMS & ACCESSORIES	350.00	360.88	350.00
TOTAL CLASS	13,050.00	9,255.54	17,050.00
CONTRACT SERVICES, MAINTENANCE			
0141154 MAINT/REPAIR BUILDINGS	3,000.00	85.38	3,000.00
0141354 MAINT/REPAIR TRUCKS	1,750.00	63.90	1,750.00
0141454 MAINT/REPAIR EQUIPMENT	4,000.00	1,698.01	4,000.00
0141554 MAINT/REPAIR - POOL	.00	3,748.26	12,500.00
0142054 INS. WORKER'S COMP	3,093.00	2,067.78	3,185.00
0142254 INS - FIRE - LIAB - VEHICLE	3,150.00	2,723.07	3,150.00
0142954 ELECTRICITY	21,475.00	23,961.99	21,475.00
0143054 GAS	.00	.00	.00
0145054 TELEPHONE	600.00	125.72	600.00
TOTAL CLASS	37,068.00	34,474.11	49,660.00
CAPITAL OUTLAY			
0141254 LEASE PURCHASE	.00	.00	.00
0147654 BUILDINGS & STRUCTURES	.00	.00	.00
0147754 VEHICLES	.00	.00	.00
0147854 EQUIPMENT	.00	.00	.00
TOTAL CLASS	.00	.00	.00
TOTAL PARK	147,705.00	143,741.04	166,795.00

PERSONNEL SCHEDULE - POLICE DEPARTMENT

NUMBER OF POSITIONS

CLASSIFICATION TITLE

Police Chief	1
Lieutenants	2
Sergeant	1
Corporals	5
Dispatcher Clerk	1
Telecommunications Supervisor	1
Patrolmen	9
Animal Control Officer	1
	<hr/>
	21

MUNICIPAL COURT

Judge (part-time)	1
Court Clerk	1

TOTAL	<hr/>
	23

EXPENDITURES ADOPTED BUDGET REPORT 2017

POLICE

G/L NUMBER AND DESCRIPTION	BUDGETED 2016	ACTUAL 2016	ADOPTED 2017
PERSONNEL SERVICES			
0140255 OVERTIME	36,638.00	64,215.79	36,638.00
0140355 SALARIES	740,522.00	738,152.57	740,727.00
0141855 INSURANCE - HOSP/LIFE	139,366.00	125,729.27	163,146.00
0147155 RETIREMENT	62,932.00	66,786.22	65,538.00
0147455 PAYROLL TAXES - FICA & TEC	58,481.00	60,160.07	58,481.00
TOTAL CLASS	1,037,939.00	1,055,043.92	1,064,530.00
MAT'L AND SUPPLIES			
0140455 MATERIALS & SUPPLIES	7,000.00	14,057.79	7,000.00
0140655 TOOLS & EQUIPMENT	1,000.00	362.93	3,000.00
0140755 MATERIALS/SUPPLIES-COURT	700.00	224.99	700.00
0140855 M/S - ANIMALS	200.00	506.87	200.00
0140955 OFFICE SUPPLIES	500.00	.00	2,000.00
0141055 POSTAGE	1,500.00	1,687.55	2,000.00
0143155 GASOLINE, GREASE & OIL	53,000.00	24,887.68	47,000.00
0146155 UNIFORMS & ACCESSORIES	3,000.00	4,181.31	5,000.00
TOTAL CLASS	66,900.00	45,909.12	66,900.00
CONTRACT SERVICES, MAINTENANCE			
0141155 MAINT/REPAIR BUILDINGS	7,400.00	3,143.56	7,400.00
0141355 MAINT/REPAIR AUTOS	18,000.00	13,726.98	18,000.00
0141455 MAINT/REPAIR EQUIPMENT	2,000.00	1,751.96	2,000.00
0142055 INS. WORKER'S COMP	15,784.00	17,010.14	16,257.00
0142355 INSURANCE - VEHICLE & LIAB	4,935.00	5,575.07	4,935.00
0142555 INSURANCE - ACTIONS	10,471.00	10,600.66	11,000.00
0142955 ELECTRICITY	7,000.00	5,277.77	7,000.00
0143055 AGREEMENT/HOUSTON COUNTY	52,704.00	51,987.60	52,704.00
0143255 LEGAL & PROFESSIONAL	2,000.00	2,519.10	2,000.00
0144055 DATA PROCESSING	10,000.00	13,110.40	10,000.00
0144155 TOWER RENT	400.00	.00	400.00
0144255 RADAR LEASE	9,750.00	9,750.00	9,750.00
0144455 VET/IMPOUND	6,463.00	8,384.65	6,463.00
0145055 TELEPHONE	4,150.00	5,552.48	4,500.00
0146055 TRAVEL & TRAINING	4,000.00	5,668.30	4,000.00
0144655 BUY MONEY	.00	.00	.00
TOTAL CLASS	155,057.00	154,058.67	156,409.00
CAPITAL OUTLAY			
0141255 LEASE PURCHASE	43,291.00	43,291.07	43,291.00
0147755 VEHICLES	.00	.00	.00
0147855 EQUIPMENT	.00	3,000.31	.00
0147955 POLICE FORT EXPENDITURE	.00	752.10	.00
0147055 CITY FORT EXPENDITURE	.00	.00	.00
TOTAL CLASS	43,291.00	47,043.48	43,291.00
TOTAL POLICE	1,303,187.00	1,302,055.19	1,331,130.00

PERSONNEL SCHEDULE - FIRE DEPARTMENT

CLASSIFICATION TITLE	NUMBER IN POSITION
Fire Chief	1
Firemen (Full time)	2
Fire Marshall	1
Volunteer Firemen	24
	<hr/>
	4
TOTAL	24 (volunteer)

EXPENDITURES ADOPTED BUDGET REPORT 2017

FIRE

G/L NUMBER AND DESCRIPTION	BUDGETED 2016	ACTUAL 2016	ADOPTED 2017
PERSONNEL SERVICES			
0140156 SALARIES - VOLUNTEERS	106,301.00	87,644.00	62,219.00
0140256 OVERTIME	6,500.00	8,086.12	6,500.00
0140356 SALARIES	92,664.00	104,747.74	148,304.00
0141856 INSURANCE - HOSP/LIFE	13,996.00	15,454.10	24,528.00
0142156 INSURANCE VOL FIREMEN H&L	2,575.00	2,695.00	2,575.00
0147156 RETIREMENT	7,562.00	9,902.91	10,518.00
0147256 RETIREMENT - VOL FIREMEN	6,826.00	6,012.00	6,826.00
0147456 PAYROLL TAXES - FICA & TEC	7,343.00	8,927.66	11,870.00
TOTAL CLASS	243,767.00	243,469.53	273,340.00
MAT'L AND SUPPLIES			
0140456 MATERIALS & SUPPLIES	3,515.00	3,470.54	4,000.00
0140656 TOOLS/EQUIPMENT	5,505.00	5,495.20	5,000.00
0140956 OFFICE SUPPLIES	530.00	355.46	500.00
0141056 POSTAGE	500.00	455.82	600.00
0143156 GASOLINE, GREASE & OIL	13,000.00	9,409.23	13,000.00
0146156 UNIFORMS & ACCESSORIES	7,200.00	5,669.45	7,200.00
TOTAL CLASS	30,250.00	24,855.70	30,300.00
CONTRACT SERVICES, MAINTENANCE			
0141156 MAINT/REPAIR BUILDING	11,850.00	11,375.18	11,000.00
0141356 MAINT/REPAIR AUTOS & TRUCKS	11,300.00	12,951.41	12,000.00
0141456 MAINT/REPAIR EQUIPMENT	12,000.00	8,158.78	12,000.00
0142056 INS. WORKER'S COMP	1,869.00	2,165.21	2,692.00
0142256 INSURANCE - FIRE-LIAB-VEHICLE	3,622.00	3,620.24	3,500.00
0142956 ELECTRICITY	5,500.00	7,847.53	6,000.00
0143056 GAS	2,000.00	612.75	2,000.00
0143256 LEGAL & PROFESSIONAL	3,360.00	4,520.16	3,700.00
0143656 ARSON REWARD	.00	.00	.00
0145056 TELEPHONE	2,000.00	2,591.73	2,500.00
0146056 TRAVEL & TRAINING	4,520.00	4,403.89	6,400.00
TOTAL CLASS	58,021.00	58,246.88	61,792.00
CAPITAL OUTLAY			
0141256 LEASE PURCHASE	50,555.00	50,554.96	50,555.00
0147756 VEHICLES	.00	.00	.00
0147856 EQUIPMENT	.00	.00	.00
TOTAL CLASS	50,555.00	50,554.96	50,555.00
TOTAL FIRE	382,593.00	377,127.07	415,987.00

PERSONNEL SCHEDULE-SOLID WASTE DEPARTMENT

CLASSIFICATION TITLE	NUMBER OF POSITIONS
RECYCLING SUPERVISOR	1
RECEPTIONIST/SECRETARY (Part-Time)	1
	<hr/>
TOTAL	2

EXPENDITURES ADOPTED BUDGET REPORT 2017

SANITATION

G/L NUMBER AND DESCRIPTION	BUDGETED 2016	ACTUAL 2016	ADOPTED 2017
PERSONNEL SERVICES			
0140257 OVERTIME	.00	528.58	.00
0140357 SALARIES	47,370.00	69,238.00	47,472.00
0141857 INSURANCE - HOSP/LIFE	6,965.00	18,589.27	8,154.00
0147157 RETIREMENT	3,161.00	11,038.74	3,237.00
0147457 PAYROLL TAXES - FICA & TEC	4,170.00	10,643.42	4,170.00
TOTAL CLASS	61,666.00	110,038.01	63,033.00
MAT'L AND SUPPLIES			
0140457 MATERIALS & SUPPLIES	2,000.00	1,844.03	1,500.00
0140857 M/S - REFUSE CONTROL	.00	.00	.00
0143157 GASOLINE, GREASE & OIL	4,000.00	4,349.65	2,500.00
0146157 UNIFORMS & ACCESSORIES	250.00	500.65	250.00
0140657 TOOLS & EQUIPMENT	.00	.00	.00
TOTAL CLASS	6,250.00	6,694.33	4,250.00
CONTRACT SERVICES, MAINTENANCE			
0141157 MAINT/REPAIR BUILDINGS	2,100.00	1,870.44	2,100.00
0141357 MAINT/REPAIR AUTOS & TRUCKS	4,000.00	6,262.99	3,000.00
0141457 MAINT/REPAIR EQUIPMENT	4,000.00	2,660.95	3,000.00
0142057 INS. WORKER'S COMP	1,250.00	11,946.34	1,287.00
0142457 INSURANCE VEHICLE & LIABILITY	.00	11,142.74	.00
0142957 ELECTRICITY	2,940.00	3,285.60	2,940.00
0143257 LEGAL & PROFESSIONAL	252.00	487.50	252.00
0143857 LEGAL & PROF-REFUSE CONTROL	.00	.00	.00
0143957 CONTRACTOR - GARBAGE DISPOSAL	.00	14,262.77	.00
0145057 TELEPHONE	609.00	1,370.29	1,250.00
0146057 TRAVEL & TRAINING	1,092.00	1,348.73	1,092.00
0143057 GAS	147.00	460.16	147.00
0143657 CONTRACTOR EXPENSE	898,383.00	825,276.13	938,566.00
0143357 GRINDING	15,000.00	1,500.00	15,000.00
0143457 SW PAYOUT	69,708.00	69,708.00	.00
0143557 SW CONTINGENCY	115,000.00	85,930.00	115,000.00
TOTAL CLASS	1,114,481.00	1,013,619.96	1,083,634.00
CAPITAL OUTLAY			
0141257 LEASE PURCHASE	50,418.00	148,442.66	.00
0147757 VEHICLES	.00	.00	.00
0147857 EQUIPMENT	21,900.00	.00	13,531.00
TOTAL CLASS	72,318.00	148,442.66	13,531.00
TOTAL SANITATION	1,254,715.00	1,278,794.96	1,164,448.00

EXPENDITURES ADOPTED BUDGET REPORT 2017

CROCKETT ECONOMIC & IND

G/L NUMBER AND DESCRIPTION	BUDGETED 2016	ACTUAL 2016	ADOPTED 2017
PERSONNEL SERVICES			
0140358 SALARIES	122,010.00	101,236.33	100,900.00
0141858 INSURANCE - HOSP/LIFE	14,105.00	10,267.62	16,374.00
0147158 RETIREMENT	11,133.00	8,670.42	8,667.00
0147458 PAYROLL TAXES - FICA & TEC	9,604.00	7,618.95	7,988.00
TOTAL CLASS	156,852.00	127,793.32	133,929.00
CONTRACT SERVICES, MAINTENANCE			
0142058 INS. WORKER'S COMP	369.00	291.46	369.00
TOTAL CLASS	369.00	291.46	369.00
TOTAL CROCKETT ECONOMIC & IND	157,221.00	128,084.78	134,298.00

PERSONNEL SCHEDULE - LIBRARY DEPARTMENT

CLASSIFICATION TITLE	NUMBER OF POSITIONS
Librarian/Supervisor	1
Children's Librarian	2
Clerical	1
Circulation Manager	1
Maintenance	1
	<hr/>
TOTAL	6

EXPENDITURES ADOPTED BUDGET REPORT 2017

LIBRARY

G/L NUMBER AND DESCRIPTION	BUDGETED 2016	ACTUAL 2016	ADOPTED 2017
PERSONNEL SERVICES			
0140359 SALARIES	97,085.00	94,834.86	97,475.00
0141859 INSURANCE - HOSP/LIFE	13,996.00	14,836.42	16,374.00
0147159 RETIREMENT	4,899.00	4,771.06	5,004.00
0147459 PAYROLL TAXES - FICA & TEC	8,374.00	6,535.23	8,374.00
TOTAL CLASS	124,354.00	120,977.57	127,227.00
MAT'L AND SUPPLIES			
0140459 MATERIALS & SUPPLIES	2,600.00	1,211.33	2,600.00
0140659 EQUIPMENT	100.00	.00	100.00
0140959 OFFICE SUPPLIES	150.00	.00	150.00
0141059 POSTAGE	400.00	330.00	400.00
TOTAL CLASS	3,250.00	1,541.33	3,250.00
CONTRACT SERVICES, MAINTENANCE			
0141159 MAINT/REPAIR BUILDING	3,000.00	1,229.03	3,000.00
0141459 MAINT/REPAIR EQUIPMENT	200.00	.00	200.00
0141759 INS. FIRE & LIABILITY	2,940.00	2,326.31	2,940.00
0142059 INS. WORKER'S COMP	291.00	274.58	291.00
0142959 ELECTRICITY	14,050.00	16,853.84	14,800.00
0143059 GAS	1,450.00	1,021.31	1,450.00
0145059 TELEPHONE	2,910.00	3,365.05	2,910.00
0146059 TRAVEL & TRAINING	450.00	59.89	450.00
TOTAL CLASS	25,291.00	25,130.01	26,041.00
CAPITAL OUTLAY			
0141259 LEASE PURCHASE	.00	.00	.00
TOTAL CLASS	.00	.00	.00
TOTAL LIBRARY	152,895.00	147,648.91	156,518.00

PERSONNEL SCHEDULE - MECHANIC SHOP

CLASSIFICATION TITLE	NUMBER OF POSITIONS
Mechanic	1
Mechanic's helper	1
Parts/service clerk	0
	<hr/>
TOTAL	2

EXPENDITURES ADOPTED BUDGET REPORT 2017

MECHANIC SHOP

G/L NUMBER AND DESCRIPTION	BUDGETED 2016	ACTUAL 2016	ADOPTED 2017
PERSONNEL SERVICES			
0140260 OVERTIME	150.00	49.14	150.00
0140360 SALARIES	100,173.00	82,972.00	83,638.00
0141860 INSURANCE - HOSP/LIFE	20,961.00	14,072.78	16,374.00
0147160 RETIREMENT	8,437.00	7,297.78	7,037.00
0147460 PAYROLL TAXES - FICA & TEC	8,336.00	6,551.22	7,063.00
TOTAL CLASS	138,057.00	110,942.92	114,262.00
MAT'L AND SUPPLIES			
0140460 MATERIALS & SUPPLIES	4,000.00	3,064.32	4,000.00
0140660 TOOLS/EQUIPMENT	2,000.00	541.96	2,000.00
0143160 GASOLINE, GREASE & OIL	4,000.00	746.93	4,000.00
0146160 UNIFORMS & ACCESSORIES	700.00	482.55	700.00
TOTAL CLASS	10,700.00	4,835.76	10,700.00
CONTRACT SERVICES, MAINTENANCE			
0141160 MAINT/REPAIR BUILDING	600.00	112.41	600.00
0141360 MAINT/REPAIR TRUCKS	1,000.00	22.44	1,000.00
0141460 MAINT/REPAIR EQUIPMENT	600.00	64.74	600.00
0142060 INS. WORKER'S COMP	2,080.00	2,281.92	2,405.00
0142260 INS - FIRE - LIAB - VEHICLE	1,050.00	1,724.21	1,800.00
0142960 ELECTRICITY	.00	.00	.00
0145060 TELEPHONE	1,500.00	1,335.02	1,500.00
0146060 TRAVEL & TRAINING	.00	.00	.00
TOTAL CLASS	6,830.00	5,540.74	7,905.00
CAPITAL OUTLAY			
0147860 EQUIPMENT	.00	.00	.00
TOTAL CLASS	.00	.00	.00
TOTAL MECHANIC SHOP	155,587.00	121,319.42	132,867.00

PERSONNEL SCHEDULE - CIVIC CENTER/AG ARENA

CLASSIFICATION TITLE	NUMBER OF POSITIONS
Maintenance (part-time)	1
TOTAL	1

EXPENDITURES ADOPTED BUDGET REPORT 2017

CIVIC CENTER/AG ARENA

G/L NUMBER AND DESCRIPTION	BUDGETED 2016	ACTUAL 2016	ADOPTED 2017
PERSONNEL SERVICES			
0140261 OVERTIME	.00	.00	.00
0140361 SALARIES	9,204.00	9,328.95	9,204.00
0141861 INSURANCE - HOSP/LIFE	.00	.00	.00
0147161 RETIREMENT	.00	.00	.00
0147461 PAYROLL TAXES - FICA & TEC	839.00	724.12	839.00
TOTAL CLASS	10,043.00	10,053.07	10,043.00
MAT'L AND SUPPLIES			
0140461 MATERIALS & SUPPLIES	4,032.00	2,803.95	4,032.00
TOTAL CLASS	4,032.00	2,803.95	4,032.00
CONTRACT SERVICES, MAINTENANCE			
0141161 MAINTENANCE & REPAIR BLDG	8,000.00	9,822.33	8,000.00
0141461 MAINTENANCE & REPAIR EQUIPMENT	1,000.00	.00	1,700.00
0141761 INSURANCE LIABILITY	8,467.00	9,649.92	10,900.00
0142061 INS. WORKERS' COMP	615.00	251.26	350.00
0142961 ELECTRICITY	50,100.00	48,115.73	50,100.00
0143361 LEGAL & PROFESSIONAL	300.00	.00	300.00
0145061 TELEPHONE	276.00	46.04	276.00
0148061 CHAMBER OF COMMERCE - OTHER	23,407.00	18,616.69	23,407.00
0148161 PWFAA & DEPOT MUSEUM	7,000.00	7,000.00	7,000.00
TOTAL CLASS	99,165.00	93,501.97	102,033.00
CAPITAL OUTLAY			
0147861 EQUIPMENT - FURNISHINGS	.00	.00	.00
TOTAL CLASS	.00	.00	.00
TOTAL CIVIC CENTER/AG ARENA	113,240.00	106,358.99	116,108.00

PERSONNEL SCHEDULE – FIRE MARSHALL & EMERGENCY MANAGEMENT

CLASSIFICATION TITLE

NUMBER IN POSITION

Fire Marshall

1

EXPENDITURES ADOPTED BUDGET REPORT 2017

FIRE MARSHALL/EMERGENCY

G/L NUMBER AND DESCRIPTION	BUDGETED 2016	ACTUAL 2016	ADOPTED 2017
PERSONNEL SERVICES			
0140363 SALARIES	46,342.00	46,485.49	53,758.00
0141863 INSURANCE - HOSP/LIFE	6,965.00	7,099.56	8,154.00
0147163 RETIREMENT	3,572.00	3,644.03	3,649.00
0147463 PAYROLL TAXES - FICA & TEC	3,680.00	3,283.44	4,374.00
TOTAL CLASS	60,559.00	60,512.52	69,935.00
MAT'L AND SUPPLIES			
0140463 MATERIALS & SUPPLIES	600.00	410.58	600.00
0140663 TOOLS/EQUIPMENT	765.00	576.16	765.00
0140963 OFFICE SUPPLIES	100.00	.00	100.00
0146163 UNIFORMS & ACCESSORIES	200.00	212.38	200.00
0141063 POSTAGE	100.00	20.00	100.00
0143163 GASOLINE, GREASE & OIL	1,200.00	727.69	1,200.00
TOTAL CLASS	2,965.00	1,946.81	2,965.00
CONTRACT SERVICES, MAINTENANCE			
0141463 MAINT/REPAIR EQUIPMENT	300.00	.00	300.00
0142063 INS. WORKER'S COMP	2,152.00	960.81	2,049.00
0143263 LEGAL & PROFESSIONAL	780.00	765.50	780.00
0145063 TELEPHONE	150.00	162.45	150.00
0146063 TRAVEL & TRAINING	1,500.00	1,196.00	1,500.00
0143363 HOUSTON COUNTY/INTERLOCAL	22,551.00	22,551.00	.00
0141363 MAINT/REPAIR AUTOS	1,500.00	461.98	1,500.00
0143663 ARSON AWARD	1,000.00	.00	1,000.00
TOTAL CLASS	29,933.00	26,097.74	7,279.00
TOTAL FIRE MARSHALL/EMERGENCY	93,457.00	88,557.07	80,179.00
TOTAL FUND	4,824,627.00	4,704,250.29	4,909,476.00

EXPENDITURES:

WATER/SEWER FUND

PERSONNEL SCHEDULE - WATER & SEWER DEPARTMENT

CLASSIFICATION TITLE	NUMBER OF POSITIONS
Public Works Director	1
Assistant Public Works Director	1
Utilities Supervisor	1
Water Superintendent (P/T)	1
Wastewater Treatment Plant Operator	3
Equipment Operator	1
Secretary/Dispatcher	1
Billing Clerk	2
Laborer	3
Meter Reader	2
	<hr/>
TOTAL	16

EXPENDITURES ADOPTED BUDGET REPORT 2017

WATER AND SEWER

G/L NUMBER AND DESCRIPTION	BUDGETED 2016	ACTUAL 2016	ADOPTED 2017
PERSONNEL SERVICES			
0240253 OVERTIME	45,000.00	110,314.61	45,000.00
0240353 SALARIES	419,665.00	420,268.78	419,665.00
0241853 INSURANCE - HOSP/LIFE	90,544.00	75,469.06	97,848.00
0247153 RETIREMENT	37,157.00	40,507.00	38,521.00
0247453 PAYROLL TAXES - FICA	39,150.00	39,623.79	39,150.00
TOTAL CLASS	631,516.00	686,183.24	640,184.00
MAT'L AND SUPPLIES			
0240453 MATERIALS & SUPPLIES	90,684.00	116,754.60	120,000.00
0240653 TOOLS & EQUIPMENT	1,250.00	5,661.70	2,250.00
0240953 OFFICE SUPPLIES	300.00	127.90	300.00
0241053 POSTAGE	13,500.00	15,787.90	13,500.00
0243153 GASOLINE, GREASE & OIL	31,000.00	16,113.84	21,000.00
0246153 UNIFORMS & ACCESSORIES	1,500.00	1,428.89	1,500.00
TOTAL CLASS	138,234.00	156,874.83	158,550.00
CONTRACT SERVICES, MAINTENANCE			
0241153 MAINT/REPAIR BUILDINGS	3,855.00	7,446.40	3,855.00
0241353 MAINT/REPAIR AUTOS & TRUCKS	6,000.00	7,109.89	6,000.00
0241453 MAINT/REPAIR EQUIPMENT	29,359.00	80,617.81	50,000.00
0241653 SLUDGE DISPOSAL	.00	.00	.00
0242053 INS WORKER'S COMP	11,578.00	10,092.37	6,000.00
0242253 INSURANCE - FIRE-LIAB-VEHICLE	6,978.00	12,307.07	12,300.00
0242953 ELECTRICITY	80,000.00	38,663.64	38,185.00
0243053 GAS	1,335.00	1,752.00	1,335.00
0243253 LEGAL & PROFESSIONAL	18,000.00	46,710.04	21,000.00
0245053 TELEPHONE	3,200.00	5,143.27	4,500.00
0246053 TRAVEL & TRAINING	2,000.00	1,525.63	2,000.00
0248153 BAD DEBT EXPENSE	.00	.00	.00
0248653 PAYMENT ON LAKE WATER	753,553.00	782,881.47	812,942.00
0248953 LEGAL & PROFESSIONAL - LAB FEE	16,500.00	9,146.12	16,500.00
TOTAL CLASS	932,358.00	1,003,395.71	974,617.00
CAPITAL OUTLAY			
0241253 LEASE PURCHASE	6,237.00	6,237.54	6,237.00
0247553 LAND PURCHASE	.00	.00	.00
0247653 DEPRECIATION EXPENSE	128,500.00	.00	89,126.00
0247753 VEHICLES	.00	.00	.00
0247853 EQUIPMENT	.00	4,000.00	.00
0248253 WATER/SEWER PROJECTS	.00	.00	.00
TOTAL CLASS	134,737.00	10,237.54	95,363.00

EXPENDITURES ADOPTED BUDGET REPORT 2017

WATER AND SEWER

G/L NUMBER AND DESCRIPTION	BUDGETED 2016	ACTUAL 2016	ADOPTED 2017
DEBT SERVICE			
0245853 PAYING AGENT FEE	600.00	825.00	.00
0246353 GEN OB 2004-PRINCIPAL	25,000.00	.00	.00
0246453 GEN OB 2011-INTEREST	38,808.00	39,542.50	.00
0246553 DEBT RESERVE	.00	.00	63,807.00
TOTAL CLASS	64,408.00	40,367.50	63,807.00
TOTAL WATER AND SEWER	1,901,253.00	1,896,058.82	1,932,521.00

EXPENDITURES ADOPTED BUDGET REPORT 2017

SEWER

G/L NUMBER AND DESCRIPTION	BUDGETED 2016	ACTUAL 2016	ADOPTED 2017
MAT'L AND SUPPLIES			
0240467 MATERIALS & SUPPLIES	44,950.00	60,673.59	62,930.00
0240667 TOLLS & EQUIPMENT	1,250.00	1,177.68	1,250.00
0240967 POSTAGE	50.00	1,133.10	50.00
0243167 GASOLINE, GREASE & OIL	18,000.00	5,220.80	10,000.00
0246167 UNIFORMS & ACCESSORIES	1,500.00	892.54	1,500.00
TOTAL CLASS	65,750.00	69,097.71	75,730.00
CONTRACT SERVICES, MAINTENANCE			
0241167 MAINT/REPAIR BUILDINGS	2,855.00	1,346.40	2,855.00
0241367 MAINT/REPAIR AUTOS & TRUCK	6,000.00	2,554.89	6,000.00
0241467 MAINT/REPAIR EQUIPMENT	70,734.00	96,143.14	85,000.00
0241667 SLUDGE DISPOSAL	3,000.00	.00	3,000.00
0242067 INS WORKERS COMP	.00	.00	.00
0242267 INS-VEHICLE & LIABILITY	6,978.00	3,562.96	6,978.00
0242967 ELECTRICITY	156,000.00	187,242.57	187,200.00
0243067 GAS	1,335.00	441.49	1,335.00
0243267 LEGAL & PROFESSIONAL	18,000.00	8,448.13	22,000.00
0245067 TELEPHONE	3,200.00	1,708.99	1,900.00
0246067 TRAVEL & TRAINING	2,500.00	2,268.94	2,500.00
0248967 LEGAL & PROFESSIONAL-LAB FEE	16,500.00	35,522.32	16,500.00
0241567 SSO COMPLIANCE REQUIRED	30,000.00	.00	62,752.00
TOTAL CLASS	317,102.00	339,239.83	398,020.00
CAPITAL OUTLAY			
0241267 LEASE PURCHASE	6,237.00	6,237.00	6,237.00
0247667 DEPRECIATION EXPENSE	128,500.00	.00	96,254.00
0247867 EQUIPMENT	23,259.00	.00	24,459.00
TOTAL CLASS	157,996.00	6,237.00	126,950.00
DEBT SERVICE			
0245867 PAYING AGENT FEE	600.00	.00	.00
0246367 GEN OB 2004-PRINCIPAL	25,000.00	.00	.00
0246467 GEN OB 2011-INTEREST	38,808.00	.00	.00
0246567 DEBT RESERVE	.00	.00	63,807.00
TOTAL CLASS	64,408.00	.00	63,807.00
TOTAL SEWER	605,256.00	414,574.54	664,507.00
TOTAL FUND	2,506,509.00	2,310,633.36	2,597,028.00

EXPENDITURES:

SPECIAL REVENUE FUND

EXPENDITURES ADOPTED BUDGET REPORT 2017

SPECIAL REVENUE

G/L NUMBER AND DESCRIPTION	BUDGETED 2016	ACTUAL 2016	ADOPTED 2017
CONTRACT SERVICES, MAINTENANCE			
0643464 DRS IKE 2.2 ENG	.00	.00	.00
0643564 TCDP 2012 ADMIN FEES	.00	.00	.00
0649064 DRS IKE 2.2 ADMIN FEES	.00	.00	.00
0649264 HOME PROGRAM RECONSTRUCTION	.00	.00	.00
0643364 HOME PROGRAM ADMIN FEES	.00	.00	.00
0643664 DRS IKE 2.2 ENVIRON	.00	.00	.00
0643764 DRS 010033 IKE RELIEF	.00	.00	.00
0643864 DRS IKE 2.2 CONSTRUCTION	.00	4,940.00	.00
0643964 TX FOREST SERVICE EXPENDITURE	.00	.00	.00
0644064 HOMELAND SECURITY EXPENDITURE	.00	.00	.00
0649364 LIBRARY GRANT	.00	.00	.00
0645064 TX PARKS & WILDLIFE	.00	.00	.00
0646064 FEMA HM IN KIND	.00	.00	.00
0649464 FEMA H/MIT ADMIN	.00	.00	.00
0648464 FEMA H/MIT ENGINEER	.00	.00	.00
0645464 FEMA H/MIT CONSTRUCTION	.00	.00	.00
0646464 SOLID WASTE GRANT	.00	.00	.00
TOTAL CLASS	.00	4,940.00	.00
CAPITAL OUTLAY			
0641664 TCDP 2012 CONSTRUCTION	.00	.00	.00
0647864 TCDP 2012 ENGINEERING	.00	.00	.00
TOTAL CLASS	.00	.00	.00
TOTAL SPECIAL REVENUE	.00	4,940.00	.00
TOTAL FUND	.00	4,940.00	.00

EXPENDITURES:

INTEREST AND SINKING FUND

EXPENDITURES ADOPTED BUDGET REPORT 2017

DEBT SERVICE

G/L NUMBER AND DESCRIPTION	BUDGETED 2016	ACTUAL 2016	ADOPTED 2017
1145662 SERIES 2016-INTEREST	.00	.00	40,976.00
1145462 SERIES 2016-REV BOND PRIN	.00	.00	229,019.00
1145562 SERIES 2011-HOTEL/MOTEL PRIN	32,180.00	32,180.00	32,180.00
1145962 SERIES 2004-REV BOND-P&I	50,000.00	.00	.00
1146062 SERIES 2004-INTEREST	14,788.00	13,718.84	.00
1145362 SERIES 2011 PRINCIPAL	324,287.00	324,287.00	.00
TOTAL CLASS	421,255.00	370,185.84	302,175.00
TOTAL DEBT SERVICE	421,255.00	370,185.84	302,175.00
TOTAL FUND	421,255.00	370,185.84	302,175.00
TOTAL ALL FUND	7,752,391.00	7,390,009.49	7,808,679.00

APPENDIX

FY 2017 EXPENDITURES BY BUDGET CATEGORIES

DEPARTMENT/FUND	PERSONNEL	MATERIALS/ SUPPLIES	CONTRACT SERVICES	CAPITAL OUTLAY	DEBT SERVICE	TOTAL
GENERAL ADM.	322,293	8,693	355,246	-0-	-0-	686,232
STREET	188,049	39,200	264,283	33,382	-0-	524,914
PARK	100,085	17,050	49,660	-0-	-0-	166,795
POLICE	1,064,530	66,900	156,409	43,291	-0-	1,331,130
FIRE	273,340	30,300	61,792	50,555	-0-	415,987
SANITATION	63,033	4,250	1,083,634	13,531	-0-	1,164,448
ECON DEVELOPMENT	134,298	-0-	-0-	-0-	-0-	134,298
LIBRARY	127,227	3,250	26,041	-0-	-0-	156,518
MECHANIC SHOP	114,262	10,700	7,905	-0-	-0-	132,867
FIRE MARSHALL	69,935	2,965	7,279	-0-	-0-	80,179
WATER/SEWER	640,184	234,280	1,372,637	222,313	127,614	2,597,028
CIVIC CENTER/ARENA	10,043	4,032	102,033	-0-	-0-	116,108
SPEC REVENUE FUNDS	-0-	-0-	-0-	-0-	-0-	-0-
INTEREST & SINKING	-0-	-0-	-0-	-0-	302,175	302,175
TOTALS	3,107,279	421,620	3,486,919	363,072	429,789	7,808,679

**FISCAL YEAR 2017
BUDGETED REVENUES & EXPENDITURES BY DEPARTMENT**

<u>DEPARTMENT</u>	<u>REVENUES</u>	<u>EXPENDITURES</u>
GENERAL ADMINISTRATION	2,794,973	686,232
STREET	495,880	524,914
PARKS	8,963	166,795
POLICE	117,706	1,331,130
FIRE	74,890	415,987
SOLID WASTE	1,254,296	1,164,448
ECON DEV	133,929	134,298
LIBRARY	-0-	156,518
MECHANIC SHOP	-0-	132,867
FIRE MARSHALL/EMER MGT	12,500	80,179
WATER & SEWER	2,595,664	2,597,028
CIVIC CENTER/AG ARENA	17,703	116,108
SPECIAL REV/PROJECTS	-0-	-0-
DEBT SERVICE	<u>302,175</u>	<u>302,175</u>
TOTALS	7,808,679	7,808,679

FY 2017 LEASE PURCHASE SCHEDULE

The City of Crockett currently has five major lease purchases.

Item	Dept.	Item	Payments Freq.	Due Date	
1.	Police	2 Tahoe's (4 annual pmts.) (2014-2017)	\$ 19,356.02 yr.	04/15/17	\$19,356.02
2.	Police	2 Tahoe's (4 annual pmts.) (2015-2018)	\$ 23,935.05 yr.	03/01/17	\$23,935.05
3.	Public Works	Sewer Machine & Tractor (7 ann. Pmts) (2014-2020)	\$ 12,474.54 yr.	04/15/17	\$12,474.54
4.	Fire Dept.	2014 Pumper Fire Truck (2014-2023)	\$ 50,554.96 yr.	10/15/17	\$50,554.96
5.	Street Dept.	2016 Excavator (2016-2020)	\$23,407.79 yr.	03/30/17	\$23,407.79
	TOTAL				\$129,728.36

CITY TAX HISTORY FY 2016

YEAR	TAX RATE	MARKET VALUE	TAXABLE VALUE	TAX LEVY	% COLLECTED	AMT. OF COLLECTION
2002	.47224	188,751,140	167,538,730	791,185	94%	743,714
2003	.48745	190,396,740	168,679,960	822,230	94%	772,897
2004	.49574	193,993,330	171,876,580	852,061	94%	800,937
2005	.46726	211,046,480	188,797,660	883,044	94%	830,062
2006	.47435	*214,475,300	192,226,480	918,826	94%	857,117
2007	.43425	*245,427,960	223,179,140	970,892	94%	912,639
2008	.45211	*264,085,940	241,837,120	1,090,951	94%	1,025,494
2009	.47750	*251,742,883	236,638,310	1,130,540	94%	1,062,708
2010	.49940	*250,580,040	235,475,467	1,175,964	96%	1,128,926
2011	.51650	*250,580,040	238,711,067	1,232,943	98%	1,208,284
2012	.52109	*250,580,040	236,611,315	1,232,958	98%	1,208,299
2013	.54514	*236,611,315	243,607,955	1,328,004	98%	1,301,444
2014	.54514	*248,121,862	248,371,472	1,353,972	98%	1,326,893
2015	.568834	*222,750,262	250,975,252	1,427,633	98%	1,399,080

* Estimated

ANALYSIS OF TAX LEVY FOR TAX YEAR 2016

Total Taxable Certified Value	267,435,288
Apply Tax Rate (Eff. Tax Rate = .535637) (Rollback Rate = .417445)	X .533823
Total Tax Levy.....	\$ 1,427,633
Collectible 98%.....	\$ 1,399,080

DISTRIBUTION OF 2016 AD VALOREM TAXES IN
FY 2016-2017

	Tax Rate per \$100 Valuation	Percent of Levy	98% of Levy
GENERAL FUND	.392974	73.62	\$ 1,030,003
DEBT SERVICE	<u>.140849</u>	<u>26.38</u>	<u>\$ 369,077</u>
	.533823	100.00	\$ 1,399,080

FY 2017 DEBT SERVICE

General Obligation Refunding Bond Series 2016
(Combination Tax, Water & Sewer and Hotel-Motel Revenue)

Principal due 8-15-2017

Interest due 2-15-2017

Interest due 8-15-2017

Fees

Principal	\$260,000.00
Interest	\$ 20,488.75
Interest	\$ 20,488.75
	<u>\$ 1,200.00</u>
	\$ 302,177.50

Outstanding \$ 2,570,000

TOTAL

\$ 2,570,000

ORDINANCE NO. O-08B-16

AN ORDINANCE MAKING APPROPRIATION FOR THE SUPPORT OF THE CITY OF CROCKETT FOR THE FISCAL YEAR BEGINNING OCTOBER 1, 2016 AND ENDING SEPTEMBER 30, 2017 APPROPRIATING MONEY TO A SINKING FUND TO PAY INTEREST AND PRINCIPAL DUE ON THE CITY'S INDEBTEDNESS; AND ADOPTING THE ANNUAL BUDGET OF THE CITY OF CROCKETT FOR FISCAL YEAR 2017

WHEREAS, the budget appended here as Exhibit A, for the fiscal year beginning October 1, 2016 and ending September 30, 2017, was duly presented to the City Council by the City Administrator and a public hearing was ordered by the City Council and public notice of said hearing was caused to be given by the City Council and said notice was published in the Houston County Courier and said public hearing was held according to said notice; now therefore;

THE COUNCIL OF THE CITY OF CROCKETT HEREBY ORDAINS:

SECTION 1. That the appropriations for the fiscal year beginning October 1, 2016 and ending September 30, 2017, for the support of the general government of the City of Crockett, Texas, be fixed and determined for said terms in accordance with the expenditures shown in the City's Fiscal Year 2017 budget, a copy of which is appended hereto as Exhibit A;

SECTION 2. That the budget, as shown in words and figures in Exhibit A, is hereby approved in all respects and adopted as the City's budget for the fiscal year beginning October 1, 2016 and ending September 30, 2017;

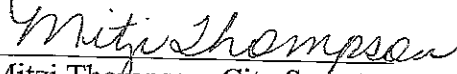
SECTION 3. That there is hereby appropriated the amount shown in said budget necessary to provide for a sinking fund for the payment of the principal and interest and the retirement of the bonded debt of said City.

PASSED AND APPROVED this the 15th day of August 2016.

CITY OF CROCKETT

BY: 
Robert Meadows, Mayor

ATTEST:


Mitzi Thompson, City Secretary

ORDINANCE NO. O-08D-16

AN ORDINANCE LEVYING AD VALOREM TAXES FOR USE AND SUPPORT OF THE MUNICIPAL GOVERNMENT OF THE CITY OF CROCKETT FOR FISCAL YEAR 2017; PROVIDING FOR APPORTIONING EACH LEVY FOR SPECIFIC PURPOSES; AND, PROVIDING WHEN TAXES SHALL BECOME DUE AND WHEN SAME BECOME DELINQUENT IF NOT PAID

THE COUNCIL OF THE CITY OF CROCKETT HEREBY ORDAINS:

SECTION 1. That there is hereby levied and there shall be collected for the use and support of the municipal government of the City of Crockett, and to provide an Interest and Sinking Fund for Fiscal Year 2017, upon all property, real, personal, and mixed, within the corporate limits of said City subject to taxation, a tax of \$.533823 on each \$100.00 valuation of property, said tax being so levied and apportioned to the specific purposes here set forth:

1. For the maintenance and support of the general government (General Fund), \$.392974 on each \$100 valuation of property; and
2. For the Interest and Sinking Fund, \$.140849 on each \$100 valuation of property.


SECTION 2. That taxes levied under this ordinance shall be due October 1, 2016 and if not paid on or before February 1, 2017, shall immediately become delinquent.

SECTION 3. All taxes shall become a lien upon the property against which assessed, and the Tax Assessor and Collector of the City of Crockett is hereby authorized and empowered to enforce the collection of such taxes according to the Constitution and Laws of the State of Texas and ordinances of the City of Crockett shall, by virtue of the tax rolls, fix and establish a lien by levying upon such property, whether real or personal, for the payment of said taxes, penalty and interest, and, be apportioned to the general fund of the City of Crockett. All delinquent taxes shall bear interest from date of delinquency at the rate prescribed by state law.

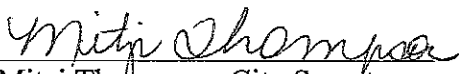
SECTION 4. That this ordinance shall take effect and be in force from and after its passage.

Passed this 31st day of August 2016, at a Special meeting of the City Council of the City of Crockett, there being a quorum present, by 4 yeas and 0 nays, and approved by the City Council on the date above set out.

CITY OF CROCKETT

BY: 
Robert Meadows, Mayor

ATTEST:


Mitzi Thompson, City Secretary